


Relay 24V DC IN: 24 VDC - OUT: 250 VAC/DC / 16 A

1 C/O contact  
24 V AC/DC

## Image



Vicarious picture

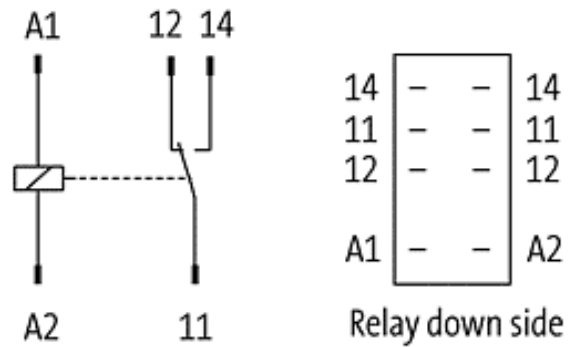
**Technical Data**

Switching voltage	max. 250 V AC/DC
Switching current	max. 16 A
Breaking capacity (voltage dependent)	max. 4000 VA/300 W
Min. load current	12 V DC/100 mA
Contact material	Ag Sn O <sub>2</sub>
Hold-on	1.6 VA/0.65 W
Switching time	15/20 ms
Dimensions H × W × D	25 x 29 x 12.4 mm

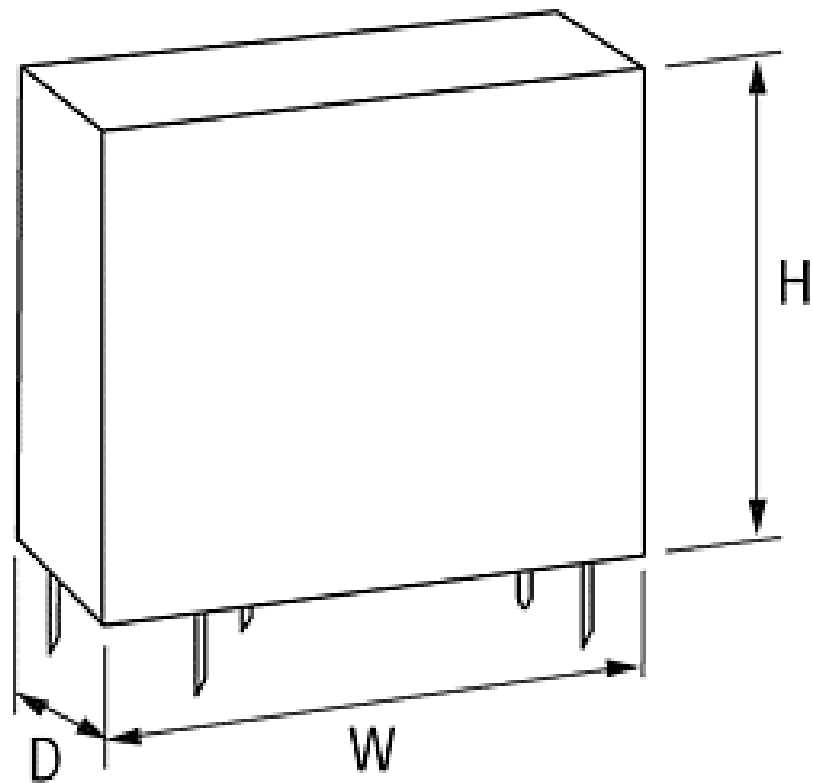
**Commercial data**

Net weight	19
Net weight	19
Weight unit	gram
Basic unit	pc.
Customs tariff number	85364900
Unit (piece)	1
Limited value	1

## Circuit diagram



## Dimension drawing



Representante oficial de:



[Argentina – Uruguay – Paraguay – Bolivia – Colombia – y Perú.]



Calle 49 N° 5764 - Villa Ballester (B1653AOX) - Prov. de Buenos Aires - ARGENTINA  
Tel: (+54 11) 4768-4242 / Fax: (+54 11) 4849-1212  
Mail: [ventas@nakase.com.ar](mailto:ventas@nakase.com.ar) / Web: [www.nakase.com.ar](http://www.nakase.com.ar)

